





PROBLEM SOLVING GUIDE

Sealers and Sealer Residue

Including, but not limited to Penetrating, Enhancing and Coating Sealers.



OPTIONS	STEPS
 <p>SEALER REMOVER</p>  <p>COVERAGE 75 TO 2,000 SQ. FT. PER GALLON</p>	<ol style="list-style-type: none"> 1. SWEEP OR VACUUM SURFACE TO BE CLEANED TO REMOVE ANY LOOSE CONTAMINANTS 2. APPLY SEALER REMOVER USING A SPONGAUSA™ SPONGE OR A MOP, PAINT-PAD APPLICATOR, PAINT ROLLER, OR BRUSH. EXPERT TIP: WHEN USING SEALER REMOVER ON LARGE PROJECTS, DIVIDE WORKING AREA INTO MANAGEABLE SECTIONS OF APPROX. 25 SQ. FT. 3. ALLOW SEALER REMOVER TO DWELL FOR UP TO 1 HOUR. KEEP WET BY ADDING ADDITIONAL SEALER REMOVER. 4. AGITATE WITH A PRIMO TOOLS™ WHITE NYLON SCRUB PAD OR OTHER COMPARABLE NON-MARRING SCRUBBING TOOL UNTIL ACHIEVE DESIRED RESULTS. EXPERT TIP: HIGH-PRESSURE (1000 – 3000PSI) SPRAYERS ARE HIGHLY EFFECTIVE AT ACHIEVING DESIRED RESULTS WHEN USED IN CONJUNCTION WITH SEALER REMOVER. 5. WIPE SURFACE COMPLETELY DRY USING A CLEAN, DRY, WHITE COTTON TOWEL OR MICRO-FIBER TOWEL. 6. IF SURFACE IS TO BE SEALED, ALLOW 24 HOURS DRYING TIME PRIOR TO APPLYING A HIGH QUALITY OMNI SEALER. EXPERT TIP: SEALER REMOVER MAY DAMAGE SYNTHETIC TILE OR OTHER SOLVENT SENSITIVE SURFACES.
 <p>ELITE CLEANER</p>  <p>COVERAGE 200 TO 2,000 SQ. FT. PER GALLON</p>	<ol style="list-style-type: none"> 1. SHAKE WELL BEFORE EACH USE. 2. SWEEP OR VACUUM SURFACE TO BE CLEANED TO REMOVE ANY LOOSE CONTAMINANTS. 3. APPLY ELITE CLEANER LIBERALLY ON SURFACE TO BE CLEANED DIRECTLY FROM BOTTLE OR WITH A SPONGAUSA™ SPONGE, OR A BRUSH OR SCRUB MACHINE. 4. ALLOW ELITE CLEANER TO DWELL ON SURFACE FOR UP TO 5 MINUTES. 5. AGITATE WITH A PRIMO TOOLS™ WHITE NYLON SCRUB PAD, OR A BRUSH OR OTHER COMPARABLE NON-MARRING SCRUBBING TOOL UNTIL CONTAMINATE OR STAIN IS REMOVED. 6. THOROUGHLY RINSE SURFACE WITH WATER. A WET/DRY VACUUM MAY ALSO BE USED. EXPERT TIP: HIGH-PRESSURE (1000–3000 PSI) SPRAYERS ARE HIGHLY EFFECTIVE AT RINSING AWAY CONTAMINATES AND STAINS WHEN USED IN CONJUNCTION WITH ELITE CLEANER. 7. WIPE SURFACE COMPLETELY DRY USING A CLEAN, DRY, WHITE COTTON OR MICRO-FIBER TOWEL. 8. IF SURFACE IS TO BE SEALED, ALLOW 24 HOURS DRYING TIME PRIOR TO APPLYING A HIGH QUALITY OMNI SEALER.

Technical Support: 949-709-5270 Mon thru Fri 6:00am PT to 4:00pm PT and/or E-mail TechSupport@OMNI-Sealers.com.

Problem Solving Guide is a general recommendation. Actual results may vary. Read product directions thoroughly before use.
ALWAYS TEST IN A SMALL INCONSPICUOUS AREA.