

# DIAMOND BLADES

**HIGH-QUALITY / PRECISION / DURABILITY**

PAGE **1** (of 2)

## Ultimate MAX Series

- Chip Free, Fast Cutting, Segmented
- Porcelain Tile, Porcelain and Cement Pavers

PART #	PRODUCT DESCRIPTION
DTB-MAX-10	10" MAX Series Ultimate Diamond Blade



**MUST HAVE**

## Premium G Series

- Chip Free, Fast Cutting, Longest Life, Continuous Rim
- Cuts Glass


PART #	PRODUCT DESCRIPTION
DTB-G-4	4" G Series Glass Premium Diamond Blade
DTB-G-45	4-1/2" G Series Glass Premium Diamond Blade
DTB-G-10	10" G Series Glass Premium Diamond Blade



## Supreme F Series

- Chip Free, Fast Cutting, Longest Life, Turbo Rim
- Ceramic, Porcelain, Natural Stone (Soft to Hard)
- Adapter Required for Flush Cutting USE # DTB-F-A


PART #	PRODUCT DESCRIPTION
DTB-F-4	4" F Series Flush Cut Supreme Diamond Blade
DTB-F-45	4-1/2" F Series Flush Cut Supreme Diamond Blade
DTB-F-5	5" F Series Flush Cut Supreme Diamond Blade
DTB-F-A	5/8-11" Flush Cut Adapter



## Premium HD Series

- Laser Slots for Cooling, Chip Free, Fast Cutting, Long Life, Continuous Rim
- Ceramic, Porcelain, Natural Stone (Soft to Hard)

PART #	PRODUCT DESCRIPTION
DTB-HD-4	4" HD Series Premium Diamond Blade
DTB-HD-45	4-1/2" HD Series Premium Diamond Blade
DTB-HD-5	5" HD Series Premium Diamond Blade
DTB-HD-7	7" HD Series Premium Diamond Blade



**MUST HAVE**

## Supreme GS Series

- Chip Free, Smooth Cutting, Longest Life, Continuous Rim
- Glass

PART #	PRODUCT DESCRIPTION
DTB-GS-4	4" GS Series Glass Supreme Diamond Blade
DTB-GS-10	10" GS Series Glass Supreme Diamond Blade



**MUST HAVE**

## Premium H Series

- Chip Free, Fast Cutting, Long Life, Segmented Rim
- Ceramic, Porcelain, Natural Stone (Soft to Hard)

PART #	PRODUCT DESCRIPTION
DTB-H-7	7" H Series Premium Diamond Blade
DTB-H-8	8" H Series Premium Diamond Blade
DTB-H-10	10" H Series Premium Diamond Blade



**MUST HAVE**

## Supreme LACE Series

- Chip Free, Fast Cutting, Longest Life Lace Rim
- Ceramic, Porcelain, Natural Stone (Soft to Hard)

PART #	PRODUCT DESCRIPTION
DTB-LACE-4	4" LACE Series Supreme Diamond Blade
DTB-LACE-45	4-1/2" LACE Series Supreme Diamond Blade
DTB-LACE-5	5" LACE Series Supreme Diamond Blade
DTB-LACE-10	10" LACE Series Supreme Diamond Blade - WET ONLY




**MUST HAVE**

## Premium X Series

- Chip Free, Fast Cutting, Long Life, Turbo Rim
- Ceramic, Porcelain, Natural Stone (Soft to Hard)

PART #	PRODUCT DESCRIPTION
DTB-X-4	4" X Series Premium Diamond Blade
DTB-X-412	4-1/2" X Series Premium Diamond Blade



## Premium SAM Series

- Chip Free, Fast Cutting, Long Life, Lasercut Rim
- Ceramic, Porcelain, Natural Stone (Soft to Hard)

PART #	PRODUCT DESCRIPTION
DTB-SAM-4	4" SAM Series Premium Diamond Blade
DTB-SAM-10	10" SAM Series Premium Diamond Blade



## Premium 1500 Series

- Chip Free, Fast-Cutting, Continuous Rim
- Soft to Hard Ceramic, Porcelain, Natural Stone

PART #	PRODUCT DESCRIPTION
DTB-1500-8	8" 1500 Series Premium Diamond Blade
DTB-1500-10	10" 1500 Series Premium Diamond Blade



## 2" Premium Mini Turbo Blade

- Ideal for Cutting in Small Spaces
- 3 Rivet Mounting, Works With any Grinder
- Ceramic, Porcelain, Natural Stone (Soft to Hard)

PART #	PRODUCT DESCRIPTION
DTB-C02	2" Cut out turbo premium blade w/ grinder adapter




# DIAMOND BLADES

**HIGH-QUALITY / PRECISION / DURABILITY**

PAGE **2** (of 2)

## Economy Plus Slotted

- Best for Ceramic, Porcelain, Natural Stone (Soft to Medium)



PART #	PRODUCT DESCRIPTION
DTB-CTR10XP	10" Slotted Series Economy Plus Diamond Blade

## Economy 500 Series


- Great Value, Continuous Rim
- Ceramic (Soft to Hard)



PART #	PRODUCT DESCRIPTION
DTB-500-10	10" 500 Series Economy Diamond Blade

## Economy Plus DRY Series


- Fast Cutting, Round Cooling Holes, Turbo Rim
- Ceramic, Porcelain, Natural Stone, Concrete, Brick, Block, Roof Tile, Pavers (Soft to Hard)



PART #	PRODUCT DESCRIPTION
DTB-DRY-4-1-2	4-1/2" Genius Series Economy Plus Turbo Diamond Blade

## Economy Blade


- Great Value
- Continuous Rim



PART #	PRODUCT DESCRIPTION
DTB-7	7" Economy Diamond Blade

## Economy Plus 1000 Series


- Fast-Cutting, Continuous Rim
- Soft to Medium Ceramic, Porcelain, Natural Stone



PART #	PRODUCT DESCRIPTION
DTB-1000-10	10" 1000 Series Economy Plus Diamond Blade

## Economy CT Series

- Great Value, Continuous Rim
- Best for Ceramic (Soft to Hard)



PART #	PRODUCT DESCRIPTION
DTB-CT40D	4" CT Series Economy Diamond Blade
DTB-CT45D	4-1/2" CT Series Economy Diamond Blade

## Economy Plus Turbo

- Fast Cutting, Turbo Rim
- Block, Concrete, Pavers, Brick




PART #	PRODUCT DESCRIPTION
DTB-TB338	3-3/8" Turbo Series Economy Plus Diamond Blade
DTB-TB40X	4" Turbo Series Economy Plus Diamond Blade
DTB-TB45X	4-1/2" Turbo Series Economy Plus Diamond Blade
DTB-TB50X	5" Turbo Series Economy Plus Diamond Blade
DTB-TB70X	7" Turbo Series Economy Plus Diamond Blade
DTB-TB10X	10" Turbo Series Economy Plus Diamond Blade

## CUP WHEELS and PROFILE WHEELS

### Diamond Cup Wheels

- Fast Cutting, Long Life
- Granite, Marble, Stone



CUP-4C



CUP-4CDR



CUP-5CDR



CUP-7CDR

PART #	PRODUCT DESCRIPTION
CUP-4C	4" Turbo Diamond Cup Wheel (Course)
CUP-4CDR	4" Turbo Double Row Diamond Cup Wheel (Course)
CUP-5CDR	5" Turbo Double Row Diamond Cup Wheel (Course)
CUP-7CDR	7" Turbo Double Row Diamond Cup Wheel (Course)

### Premium Profile Wheel

- Chip Free
- Marble, Granite (Soft to Hard)



Vacuum Brazed



Electroplated

PART #	PRODUCT DESCRIPTION
DTB-WH	6" WH Series 3/8" Radius (Marble) - Electroplated
DTB-WH-1-2	6" WH Series 1/2" Radius (Granite) - Vacuum Brazed
DTB-WH-GRA	6" WH Series 3/8" Radius (Granite) - Vacuum Brazed

### Radius Granite Profile Wheel

- Chip Free, Very Aggressive
- Porcelain, Natural Stone (Soft to Hard)



PART #	PRODUCT DESCRIPTION
DTB-P14	4" P Series 1/4" Radius Premium Profile Wheel (Granite)
DTB-P38	4" P Series 3/8" Radius Premium Profile Wheel (Granite)